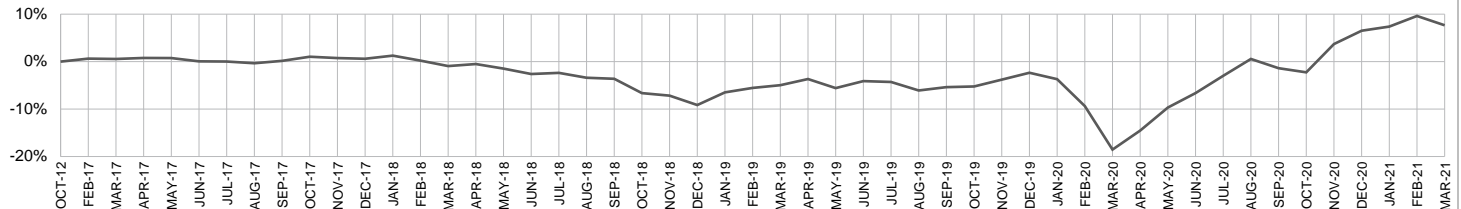


Monthly Performance

	JAN	FEB	MAR	APR	MAY	JUN	JUL	AUG	SEP	OCT	NOV	DEC	YTD
2017	-0.32%	0.95%	-0.07%	0.21%	-0.02%	-0.69%	-0.04%	-0.36%	0.50%	0.87%	-0.28%	-0.15%	0.58%
2018	0.66%	-1.05%	-1.15%	0.43%	-0.96%	-1.14%	0.24%	-1.03%	-0.22%	-3.02%	-0.53%	-1.98%	-9.36%
2019	2.67%	0.94%	0.57%	1.30%	-1.91%	1.47%	-0.18%	-1.79%	0.70%	0.14%	1.44%	1.45%	6.92%
2020	-1.35%	-5.67%	-9.17%	4.01%	4.85%	3.05%	3.64%	3.55%	-1.95%	-0.87%	5.96%	2.81%	7.94%
2021	0.87%	2.24%	-1.96%*										1.11%*

(*) Estimated NAV

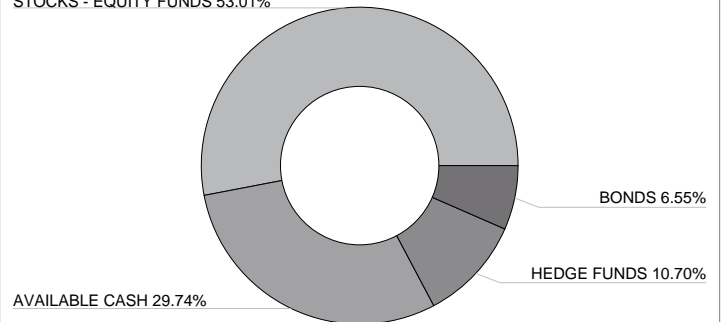


Fund Details

Name	TALITI SICAV
SUB Fund	DIAMOND FUND
Domicile	Malta
Authority:	MFSA (Malta Financial Services Authority)
Type:	P.I.F. - Professional Investment Fund
EU Passport:	NO
NAV:	MONTHLY
Banker:	BOV - Bank Of Valletta
Bank/Broker:	BANCA ZARATTINI SA
Fund Administrator:	Trident Fund Services (Malta) Limited
Portfolio Manager:	Integra Private Wealth
ISIN:	MT7000006383
Bloomberg:	DIAMAEU MV Equity

Asset Allocation

STOCKS - EQUITY FUNDS 53.01%

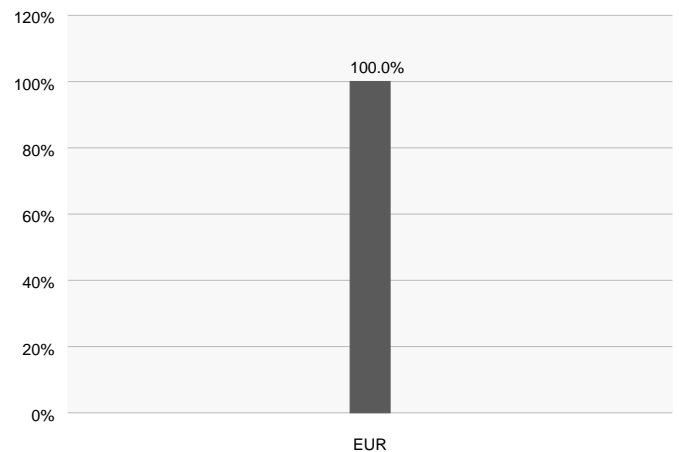


Fund Statistical Returns

AUM:	3,357,992 EUR
Mean Monthly Return:	+0.15%
Annualized Return:	+1.80%
Monthly Standard Deviation:	+2.43%
Negative Months:	26
Positive Months:	25
Excess Return (=Ann Ret - Risk Free Return*):	+0.18%
Sharpe Ratio:	+0.02%
Official NAV (26-02-2021):	110.46
Estimated NAV (30-03-2021):	108.3

* US GENERIC GOVT 10 YEAR YIELD

Currency Exposure



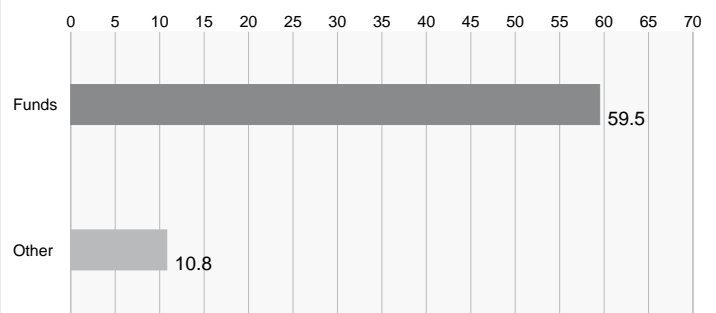
Fund Summary

The Diamond Fund is an open-ended Professional Investment Fund licensed and regulated in Malta and is a segregated fund within the Taliti SICAV. The fund is managed as a multi-asset allocator within the management and risk models operated within the Integra Private Wealth Euro Core Moderate Growth Service. The fund invests in all asset classes using a long-only strategy without the use of derivatives. Integra has taken over the management of this fund since July 2019.

Top 10 Holdings

	%
Bgf-continental Eur Flx-a2rf	16.9
Morgan St-us Advantage-ausd	10.8
lpw Alternatives Fund	10.7
Msfif-asian Opp-ah Eur	8.5
Bgf-wrld Tech-a2 Eur Hdg	8.3
Lm Wa Macro Opport Bd-aaheur	6.6
Morgan St Inv F-glb Brnds-ah	4.3
Threadneedle-glb Focus-aehe	4.2
Total	70.3

Sector Allocation



DISCLAIMER: This document is intended for information purposes only. The DIAMOND FUND may use derivative instruments which may include leverage. This management technique may be subject to potential high volatility levels including significant losses. The DIAMOND FUND is available only to Professional Investors-please refer to the fund's Offering Memorandum for further details on investor criteria and risk factors associated with the investment strategy. Past Performance should not be taken as an indication of future performances. Portfolio values can go up as well as down. All performance figures shown in this sheet are net of any management, advisory and performance fees.